D3.3 · FEEDBACK ANALYSIS AND CONSOLIDATION REPORT

Feedback Analysis and Consolidation Report

Stakeholder validation of the DeepTech educational resources across Luxembourg, Germany and Bulgaria

- **Activity 3 · Project Result D3.3**
- **Erasmus+ KA210-VET**

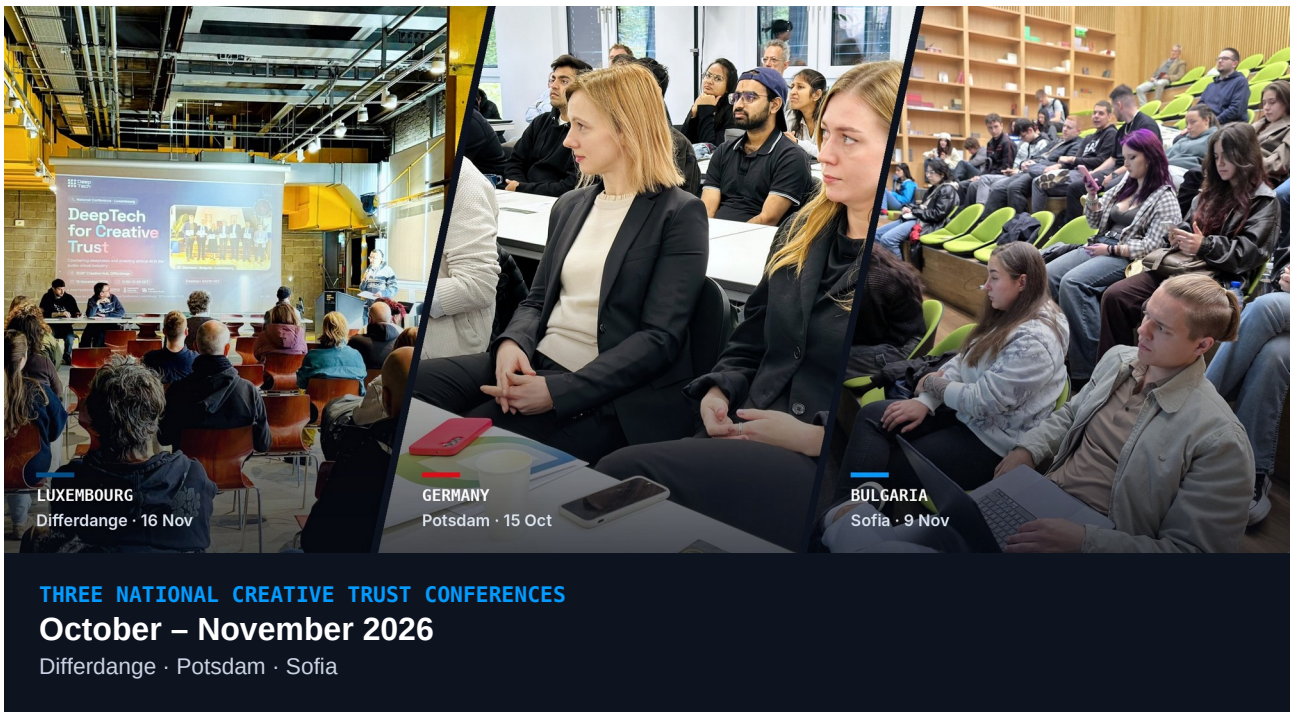

Cover photos: National Creative Trust Conferences in Differdange, Potsdam and Sofia, 2026 · © DeepTech Consortium

Co-funded by the European Union

DeepTech for Creative Trust

Pr. Nr: 2025-2-LU01-KA210-VET-000371932

Funded by the European Union. Views and opinions expressed are however those of the author(s) only and do not necessarily reflect those of the European Union or Anefore asbl. Neither the European Union nor the granting authority can be held responsible for them.

DOCUMENT INFORMATION

Document details

DOCUMENT NAME	**Feedback Analysis and Consolidation Report, Activity 3: Creative Trust Conferences and Stakeholder Validation**
DELIVERABLE	D3.3 · Feedback Analysis and Consolidation Report
PROJECT	DeepTech for Creative Trust: Countering Deepfakes and Enabling Ethical AI in the Audio-Visual Industry
PROJECT NUMBER	2025-2-LU01-KA210-VET-000371932 · Erasmus+ KA210-VET Small-scale partnership in vocational education and training
DATA BASIS	80 conference participants · 48 completed Q1–Q9 questionnaires · three national reports (D3.2)
REVISION TYPE	Final
REVISION DATE	17 November 2026
DISSEMINATION LEVEL	Public (PU) — anonymised, aggregated findings only
AUTHORS	Luxembourg Creative Lab (Luxembourg, analysis lead), with XU Exponential University of Applied Sciences (Germany) and BF Digital Innovation Studio (Bulgaria)

Contents

01 Scope and method

02 Cross-country results

03 Proposal KPIs

04 Competence validation

05 National findings

06 Refinement decisions and conclusion

Co-funded by the European Union

Funded by the European Union. Views and opinions expressed are however those of the author(s) only and do not necessarily reflect those of the European Union or Anefore asbl. Neither the European Union nor the granting authority can be held responsible for them.

Declaration on copyright



This document is protected through the Creative Commons Attribution-Non-Commercial-Share-Alike 4.0 International License. You are free to:

- **Share** — copy and redistribute the material in any medium or format
- **Adapt** — remix, transform, and build upon the material under the following terms:
- **Attribution** — you must give appropriate credit, provide a link to the license, and indicate if changes were made. You may do so in any reasonable manner, but not in any way that suggests the licensor endorses you or your use.
- **Non-commercial** — You may not use the material for commercial purposes.
- **Share Alike** — If you remix, transform, or build upon the material, you must distribute your contributions under the same license as the original.

NOTICE

Any unauthorized use or reproduction of the contents of this document will be considered a violation of copyright law and subject to legal action.

SUGGESTED CITATION

DeepTech for Creative Trust consortium (2026). Feedback Analysis and Consolidation Report (D3.3). Erasmus+ project 2025-2-LU01-KA210-VET-000371932. Licensed CC BY-NC-SA 4.0 — creativecommons.org/licenses/by-nc-sa/4.0/

Data protection and publication safeguards

- Only anonymised, aggregated results are published; individual survey records and attendance lists are retained by the organising partner.
- Participant quotations are reproduced without names and with the respondent's profile only.
- The EU emblem, partner logos and third-party audiovisual material are not covered by the report licence.

Co-funded by the European Union

Funded by the European Union. Views and opinions expressed are however those of the author(s) only and do not necessarily reflect those of the European Union or Anefore asbl. Neither the European Union nor the granting authority can be held responsible for them.

ACTIVITY 3 · PROJECT RESULT · EXECUTIVE SUMMARY

Results at a glance

Three National Creative Trust Conferences — Differdange (16 November), Potsdam (15 October) and Sofia (9 November 2026) — brought the DeepTech resources to 80 educators, trainers and creative professionals. Their feedback validates the resources as clear, teachable and ready for reuse, and points to a focused set of editorial refinements for the final package.

80
participants at three national conferences

4.74
overall mean rating out of 5

100 %
of 240 ratings at 4 or 5 (target ≥ 85 %)

96 %
of respondents' organisations plan to use the resources

Key findings

- **All proposal KPIs exceeded in every country.** 100 % satisfaction at 4/5 or higher, 16–17 actionable feedback points per country and 15–17 stakeholders giving structured input per event.
- **Consistent, very positive reception.** Country means range only from 4.72 to 4.75; 74 % of all ratings were the top score and none was below 4.
- **Strongest value for teaching.** Suitability for teaching or practice (4.85) and usefulness and clarity (4.81) lead the pooled results.
- **Clear priorities for improvement.** Labour-market relevance (4.65) and topic coverage (4.67) are relatively lowest, still very high; all 48 improvement suggestions are editorial.
- **Ready for reuse.** 46 of 48 respondents reported no barrier to reuse, and 46 confirmed their organisation could use the resources.

CONSOLIDATED CONCLUSION

The DeepTech Training Programme, EQF Level 4 syllabi, explainer videos and practical tools are validated by stakeholders in all three partner countries. The final package (D3.4) requires editorial harmonisation and stronger occupation-specific examples — no substantive redesign.

Co-funded by the European Union

Funded by the European Union. Views and opinions expressed are however those of the author(s) only and do not necessarily reflect those of the European Union or Anefore asbl. Neither the European Union nor the granting authority can be held responsible for them.

SCOPE · DATA · METHOD

01 Scope and method

WHAT WAS REVIEWED, BY WHOM AND HOW THE FEEDBACK WAS CONSOLIDATED

D3.3 consolidates the stakeholder feedback from the three Activity 3 conferences and links it to the Needs Analysis and the final educational outputs. Activity 1 produced the six-module Ethical AI for Creative Trust Training Programme; Activity 2 piloted it and developed the course syllabi and explainer videos; Activity 3 validated the resources with educators, media professionals and creative-sector stakeholders.

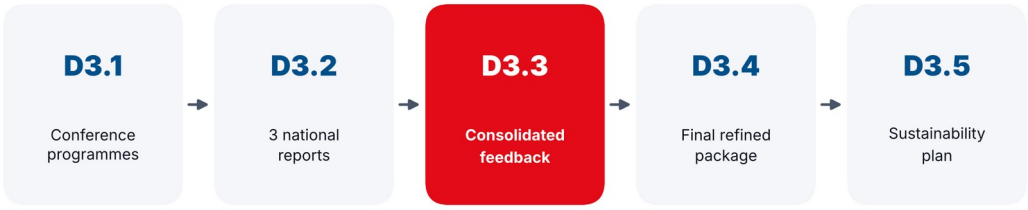

Figure 1. Position of D3.3 in the Activity 3 result chain.

Three national contexts

COUNTRY · ORGANISER	DATE · VENUE	ATTENDED	RESPONSES	RESPONSE RATE
Luxembourg Luxembourg Creative Lab	16 Nov 2026 1535° Creative Hub, Differdange	28	17	61 %
Germany XU Exponential University	15 Oct 2026 XU, Potsdam	28	16	57 %
Bulgaria BF Digital Innovation Studio	9 Nov 2026 New Bulgarian University, Sofia	24	15	63 %
Total	Oct – Nov 2026	80	48	60 %

Common Q1–Q9 instrument

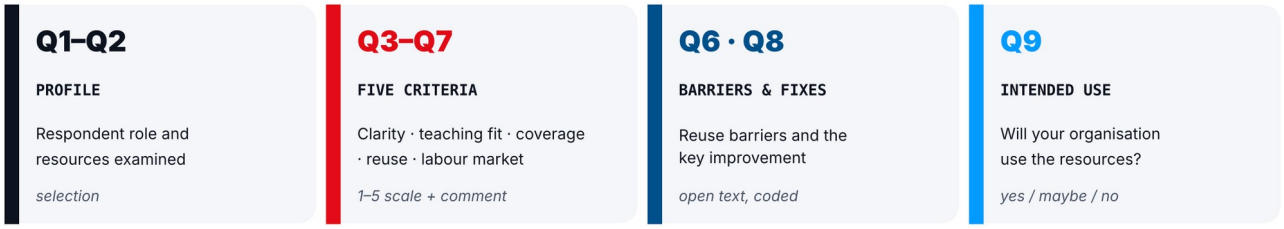

Figure 2. The shared questionnaire. Ratings are reported as country means and shares of 4–5 scores with counts; Q8 suggestions are coded by resource, issue and country; Q6 barriers count only when actionable.

Co-funded by the European Union

Funded by the European Union. Views and opinions expressed are however those of the author(s) only and do not necessarily reflect those of the European Union or Anefore asbl. Neither the European Union nor the granting authority can be held responsible for them.

CROSS-COUNTRY RESULTS

02 Cross-country results

FIVE CRITERIA · THREE COUNTRIES · 240 RATINGS

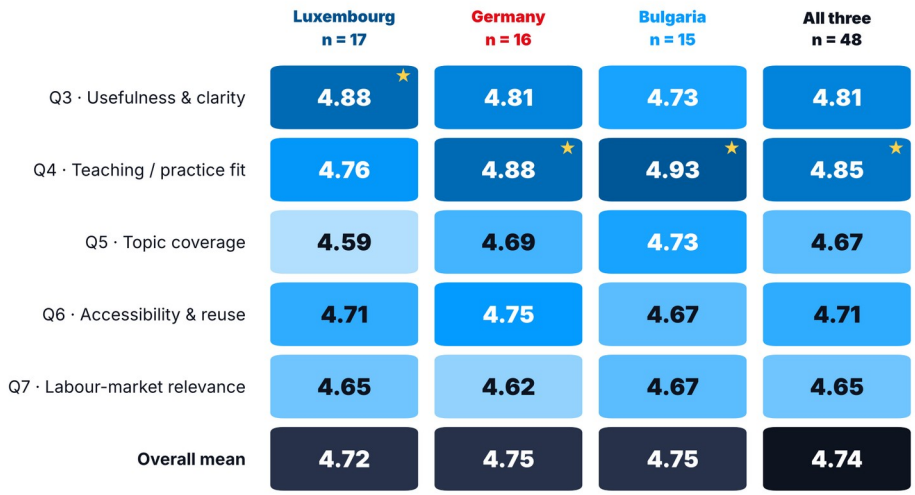

Figure 3. Mean rating per criterion and country (1–5; darker = higher; ★ = strongest criterion per column).



Figure 4. Distribution of the 240 criterion ratings: every rating was 4 or 5; 74 % were the top score.

Who responded and what they examined

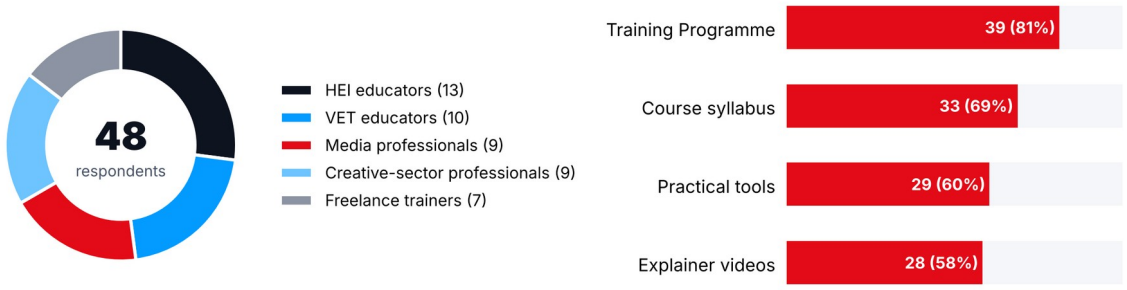

Figure 5. Pooled respondent profile (Q1, left) and resources examined (Q2, right; multiple answers), n = 48.

SHARED STRENGTHS

Suitability for teaching or practice (4.85) and usefulness and clarity (4.81). The modular structure, realistic use cases and clear distinction between authentic, assisted and synthetic media were praised in all three countries.

RELATIVELY LOWEST · STILL VERY HIGH

Labour-market relevance (4.65) and topic coverage (4.67). No substantive content gap was reported; respondents asked for more occupation-specific examples.

Co-funded by the European Union

Funded by the European Union. Views and opinions expressed are however those of the author(s) only and do not necessarily reflect those of the European Union or Anefore asbl. Neither the European Union nor the granting authority can be held responsible for them.

PROPOSAL KPIs

03 Proposal KPIs

ALL FOUR TARGETS EXCEEDED IN EVERY COUNTRY

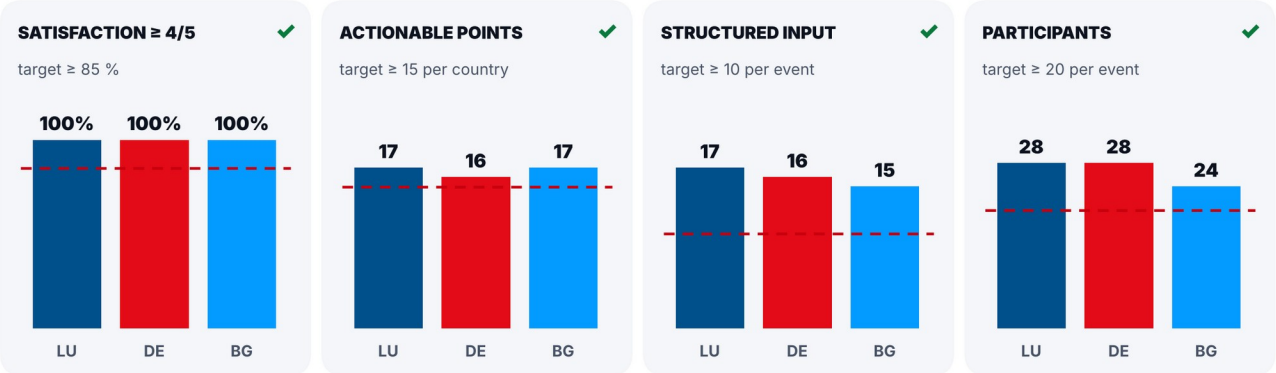

Figure 6. Proposal KPIs per conference — Luxembourg, Germany, Bulgaria — against the target (dashed line). All four targets exceeded in every country.

Actionable points = specific improvement recommendations (Q8) plus specific barrier observations (Q6). Bulgaria: 15 recommendations + 2 barrier observations.

COMPETENCE VALIDATION

04 Competence validation

ALIGNMENT WITH THE FIVE GAPS OF THE NEEDS ANALYSIS

Each outcome combines stakeholder ratings and comments (Q3–Q9), pedagogical review under the XU quality framework, and partner cross-review. Demonstrated reuse is tracked in D3.5 from 2027.

COMPETENCE GAP	EVIDENCE	OUTCOME
1 **Deepfake literacy & analysis** Modules 1, 2, 6 · verification tools	Q5 4.67 · scenarios praised in all countries	✔ ADDRESSED + REFINE
2 **Pedagogical prompting** Training Programme · syllabi	Q4 4.85 · strongest criterion	✔ ADDRESSED
3 **Privacy & data protection** Modules 3, 4	Ethics and legal points linked to real work	✔ ADDRESSED + REFINE
4 **Intellectual property** Module 3 · cases · syllabi	Legal-term presentation flagged in BG (3)	◆ EDITORIAL REFINE
5 **Curriculum integration** EQF Level 4 syllabi · videos	96 % plan use · syllabus layout points (5)	✔ ADDRESSED + REFINE

Figure 7. Validation outcome for the five competence gaps.

Co-funded by the European Union

Funded by the European Union. Views and opinions expressed are however those of the author(s) only and do not necessarily reflect those of the European Union or Anefore asbl. Neither the European Union nor the granting authority can be held responsible for them.

NATIONAL FINDINGS

05 National findings

THREE CONTEXTS · ONE VALIDATION FRAMEWORK

Luxembourg Creative Lab — LUXEMBOURG · DIFFERDANGE · 16 NOVEMBER 2026

WHAT WORKED

Clarity 4.88 — the highest clarity score of the three conferences; key media distinctions especially clear.

WHAT TO REFINE

Module 5 visuals (4) and Module 1 typography (3); syllabus timetable layout (2).

28	17	4.72	100 %
attended	responses	mean	yes to reuse

"The distinction between authentic, assisted and synthetic media was especially clear." — Media professional

Exponential University of applied sciences — GERMANY · POTSDAM · 15 OCTOBER 2026

WHAT WORKED

Teaching fit 4.88 — theory combined with realistic use cases, ready for workshops, seminars and onboarding.

WHAT TO REFINE

Module 4 (4) and Module 2 (3): list indents, table headers, technical-term style.

28	16	4.75	88 %
attended	responses	mean	yes to reuse

"The combination of theory and realistic use cases makes the programme especially useful." — VET educator

Digital Innovation Studio — BULGARIA · SOFIA · 9 NOVEMBER 2026

WHAT WORKED

Teaching fit 4.93 — the highest single score across all conferences; strong match with university courses.

WHAT TO REFINE

Module 1 readability (3) and legal-term presentation in Module 3 (3); table spacing in Modules 2 and 6.

24	15	4.75	100 %
attended	responses	mean	yes to reuse

"The progression from foundational concepts to practical verification is clear and engaging." — HEI educator

Co-funded by the European Union

Funded by the European Union. Views and opinions expressed are however those of the author(s) only and do not necessarily reflect those of the European Union or Anefore asbl. Neither the European Union nor the granting authority can be held responsible for them.

FINDINGS → DECISIONS

06 Refinement decisions and conclusion

48 IMPROVEMENT SUGGESTIONS · ALL EDITORIAL · SIX ACTIONS FOR D3.4

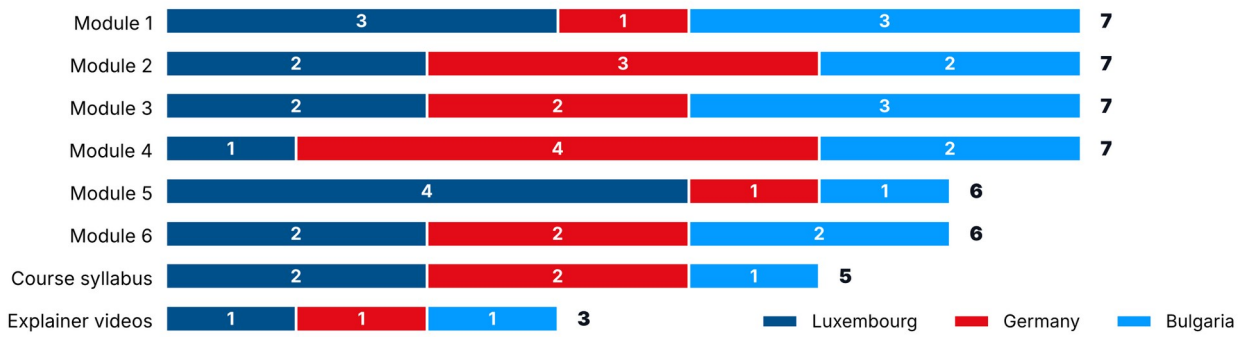

Figure 8. Improvement suggestions (Q8) by resource area and country, n = 48.

#	ACTION	EVIDENCE	LEAD	DECISION
1	Harmonise headings, terminology, punctuation and bullet styles across Modules 1–6	40 of 48 suggestions	LCL · XU	✓ Accepted
2	Standardise tables, captions and diagram alignment; keep headings with tables	All 3 countries; 2 BG barriers	BF · XU	✓ Accepted
3	Align syllabus learning outcomes, timetable headings and assessment labels	5 suggestions	LCL	✓ Accepted
4	Standardise subtitle capitalisation, punctuation and line breaks in EN / DE / BG	3 suggestions	BF Studio	✓ Accepted
5	Add short occupation-specific examples for design, media and VET roles	Q7 mean 4.65	XU · LCL	✓ Accepted
6	Follow up with organisations planning uptake and the 2 undecided respondents	Q9: 96 % yes	All partners	→ Transferred to D3.5

CONCLUSION

Validated in three countries. 80 participants in Luxembourg, Germany and Bulgaria engaged with the DeepTech resources and 48 gave structured feedback. Every KPI was exceeded, every rating was 4 or 5 and 96 % of respondents see a concrete use in their organisation. The consortium confirms the resources as validated and implements the six editorial actions above in the final package (D3.4); reuse intentions pass to the Sustainability Plan (D3.5).

Co-funded by the European Union

Funded by the European Union. Views and opinions expressed are however those of the author(s) only and do not necessarily reflect those of the European Union or Anefore asbl. Neither the European Union nor the granting authority can be held responsible for them.